



2008-2009 GMT Quarterly Report for District (or Undistricted) **District 202 D**



GMT: **Mr. CLIFFORD STEPHEN A HE**

Location: **NEW ZEALAND**

GMT CA: **7**

CLUBS

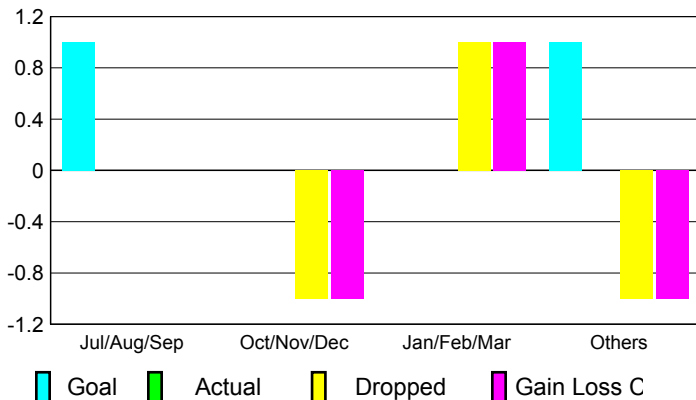
Club Results 2008-2009

Clubs 2007-2008

Month	New Club Goal	Actual New Clubs	Actual Dropped Clubs	Gain/Loss of Clubs	Gain/Loss of Clubs
Jul/Aug/Sep	1	0	0	0	0
Oct/Nov/Dec	0	0	-1	-1	0
Jan/Feb/Mar	0	0	1	1	0
Apr/May/June	1	0	-1	-1	0
Totals	2	0	-1	-1	0

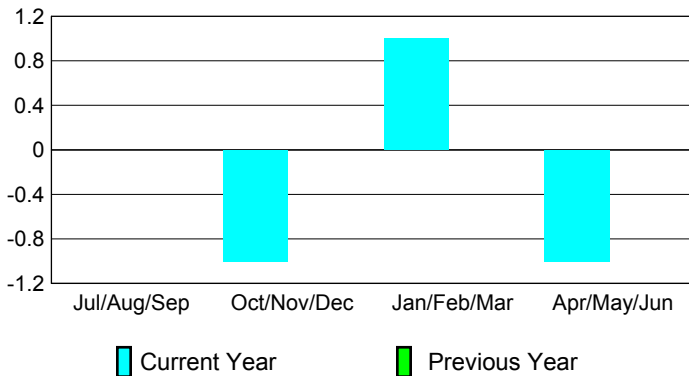
Club Results 2008-2009

Goal, New, Dropped, Gain/Loss



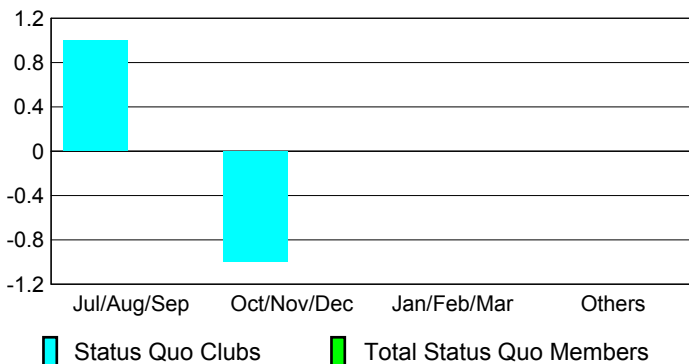
Comparison of Club Gain/Loss

Current Year Compared to the Previous Year



YTD Status Quo Clubs 2008-2009

Status Quo Clubs Compared to Status Quo Members



MEMBERSHIP

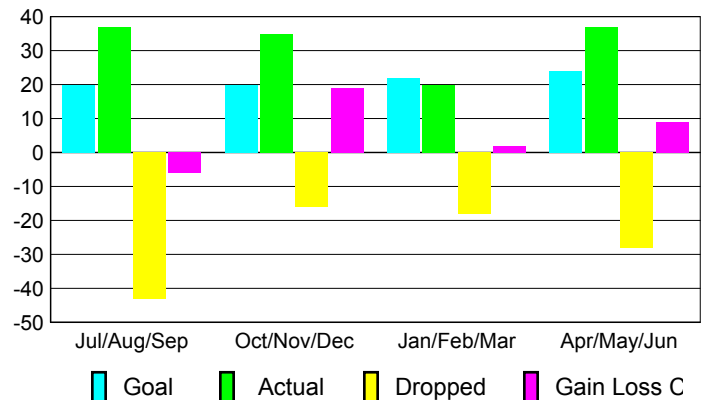
Membership Results 2008-2009

Membership 2007-2008

Month	Net Memb Goal	Actual New Memb	Actual Dropped Memb	Gain/Loss of Memb	Gain/Loss of Memb
Jul/Aug/Sep	20	37	-43	-6	-7
Oct/Nov/Dec	20	35	-16	19	14
Jan/Feb/Mar	22	20	-18	2	3
Apr/May/June	24	37	-28	9	-16
Totals	86	129	-105	24	-6

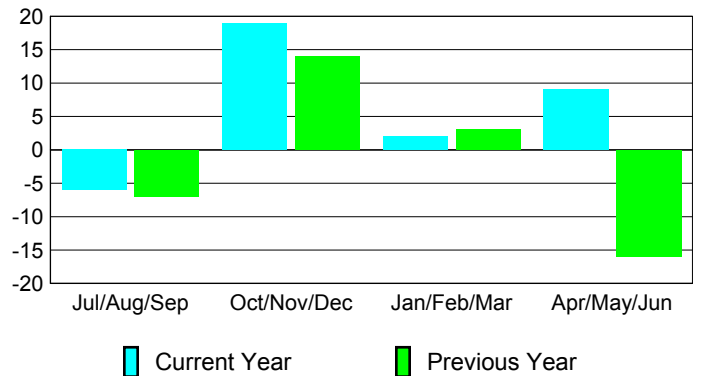
Membership Results 2008-2009

Goal, New, Dropped, Gain/Loss

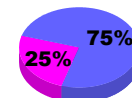


Comparison of Membership Gain/Loss

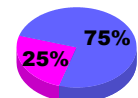
Current Year Compared to the Previous Year



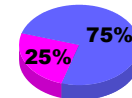
Gender Comparison 2008-2009



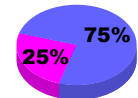
Jul/Aug/Sep



Oct/Nov/Dec



Jan/Feb/Mar



Apr/May/June

Male

Female



2008-2009 GMT Quarterly Report for District (or Undistricted) **District 202 E**



GMT: **Mr. CLIFFORD STEPHEN A HE**

Location: **NEW ZEALAND**

GMT CA: **7**

CLUBS

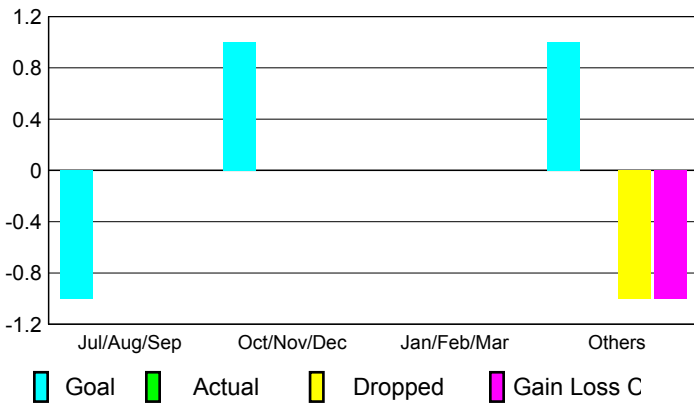
Club Results 2008-2009

Clubs 2007-2008

Month	New Club Goal	Actual New Clubs	Actual Dropped Clubs	Gain/Loss of Clubs	Gain/Loss of Clubs
Jul/Aug/Sep	-1	0	0	0	0
Oct/Nov/Dec	1	0	0	0	0
Jan/Feb/Mar	0	0	0	0	0
Apr/May/June	1	0	-1	-1	0
Totals	1	0	-1	-1	0


Club Results 2008-2009

Goal, New, Dropped, Gain/Loss



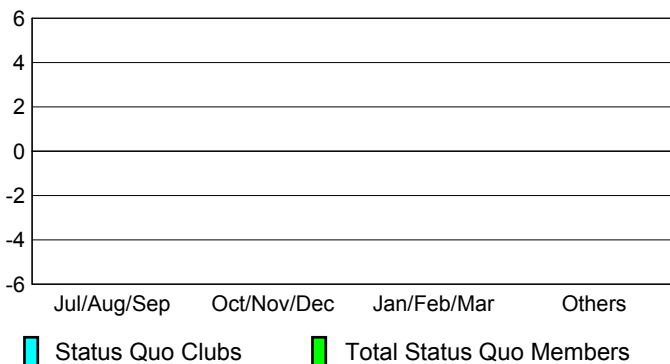
Comparison of Club Gain/Loss

Current Year Compared to the Previous Year



YTD Status Quo Clubs 2008-2009

Status Quo Clubs Compared to Status Quo Members



MEMBERSHIP

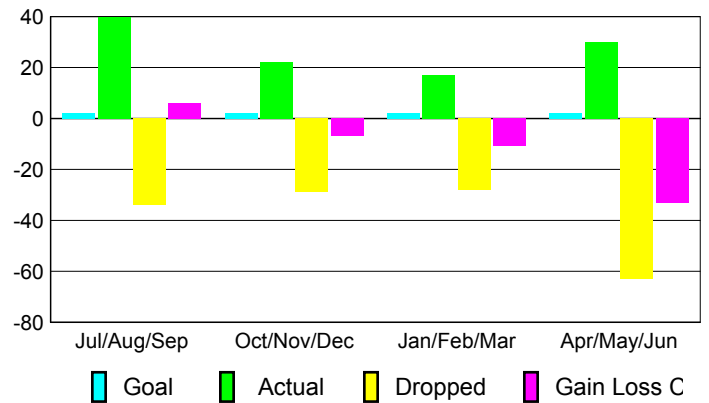
Membership Results 2008-2009

Membership 2007-2008

Month	Net Memb Goal	Actual New Memb	Actual Dropped Memb	Gain/Loss of Memb	Gain/Loss of Memb
Jul/Aug/Sep	2	40	-34	6	9
Oct/Nov/Dec	2	22	-29	-7	-3
Jan/Feb/Mar	2	17	-28	-11	-4
Apr/May/June	2	30	-63	-33	-11
Totals	8	109	-154	-45	-9

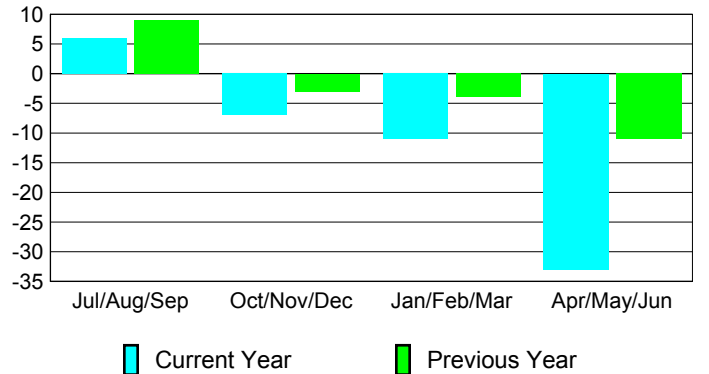
Membership Results 2008-2009

Goal, New, Dropped, Gain/Loss

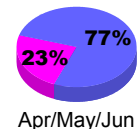
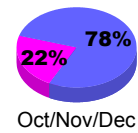
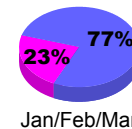
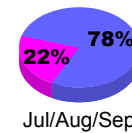


Comparison of Membership Gain/Loss

Current Year Compared to the Previous Year



Gender Comparison 2008-2009



Male

Female



2008-2009 GMT Quarterly Report for District (or Undistricted) **District 202 F**



GMT: **Mr. CLIFFORD STEPHEN A HE**

Location: **NEW ZEALAND**

GMT CA: **7**

CLUBS

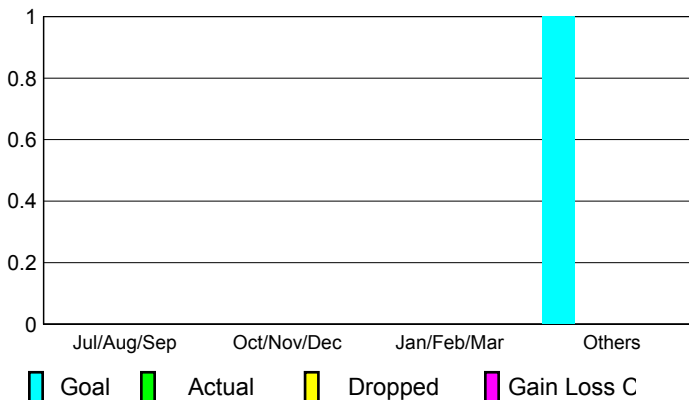
Club Results 2008-2009

Clubs 2007-2008

Month	New Club Goal	Actual New Clubs	Actual Dropped Clubs	Gain/Loss of Clubs	Gain/Loss of Clubs
Jul/Aug/Sep	0	0	0	0	0
Oct/Nov/Dec	0	0	0	0	0
Jan/Feb/Mar	0	0	0	0	0
Apr/May/June	1	0	0	0	0
Totals	1	0	0	0	0


Club Results 2008-2009

Goal, New, Dropped, Gain/Loss



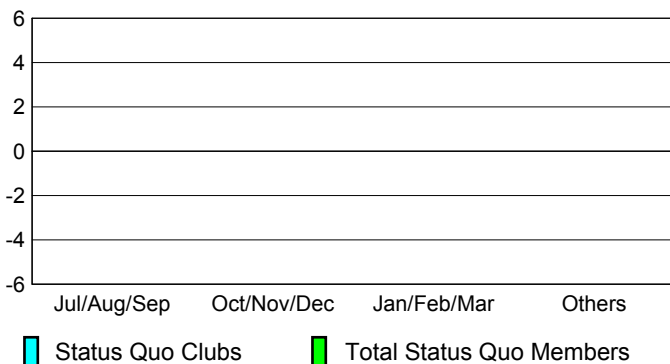
Comparison of Club Gain/Loss

Current Year Compared to the Previous Year



YTD Status Quo Clubs 2008-2009

Status Quo Clubs Compared to Status Quo Members



MEMBERSHIP

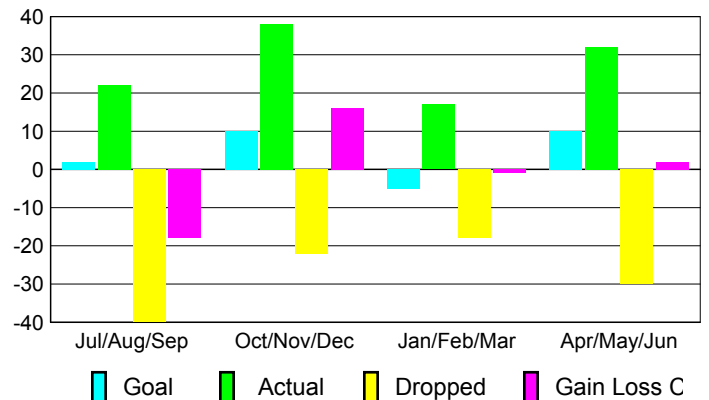
Membership Results 2008-2009

Membership 2007-2008

Month	Net Memb Goal	Actual New Memb	Actual Dropped Memb	Gain/Loss of Memb	Gain/Loss of Memb
Jul/Aug/Sep	2	22	-40	-18	-14
Oct/Nov/Dec	10	38	-22	16	15
Jan/Feb/Mar	-5	17	-18	-1	-5
Apr/May/June	10	32	-30	2	-33
Totals	17	109	-110	-1	-37

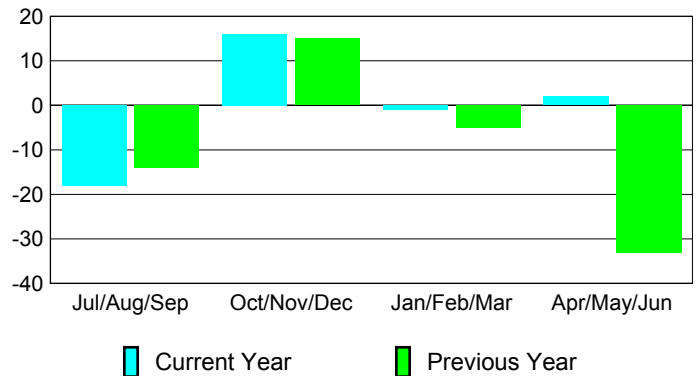
Membership Results 2008-2009

Goal, New, Dropped, Gain/Loss

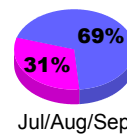


Comparison of Membership Gain/Loss

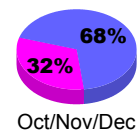
Current Year Compared to the Previous Year



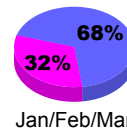
Gender Comparison 2008-2009



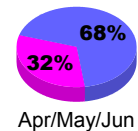
Jul/Aug/Sep



Oct/Nov/Dec



Jan/Feb/Mar



Apr/May/June

Male

Female



2008-2009 GMT Quarterly Report for District (or Undistricted) **District 202 J**



GMT: **Mr. CLIFFORD STEPHEN A HE**

Location: **NEW ZEALAND**

GMT CA: **7**

CLUBS

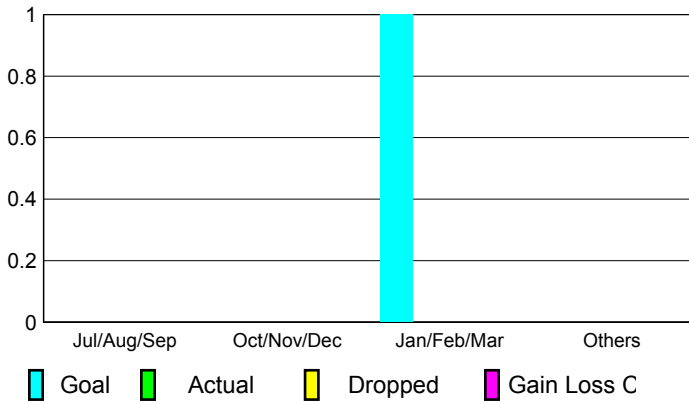
Club Results 2008-2009

Clubs 2007-2008

Month	New Club Goal	Actual New Clubs	Actual Dropped Clubs	Gain/Loss of Clubs	Gain/Loss of Clubs
Jul/Aug/Sep	0	0	0	0	0
Oct/Nov/Dec	0	0	0	0	0
Jan/Feb/Mar	1	0	0	0	0
Apr/May/June	0	0	0	0	0
Totals	1	0	0	0	0


Club Results 2008-2009

Goal, New, Dropped, Gain/Loss



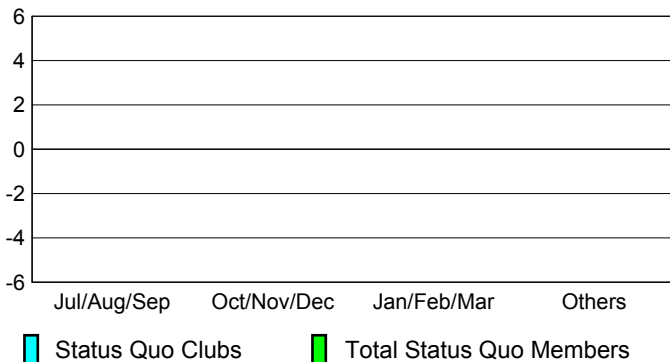
Comparison of Club Gain/Loss

Current Year Compared to the Previous Year



YTD Status Quo Clubs 2008-2009

Status Quo Clubs Compared to Status Quo Members



MEMBERSHIP

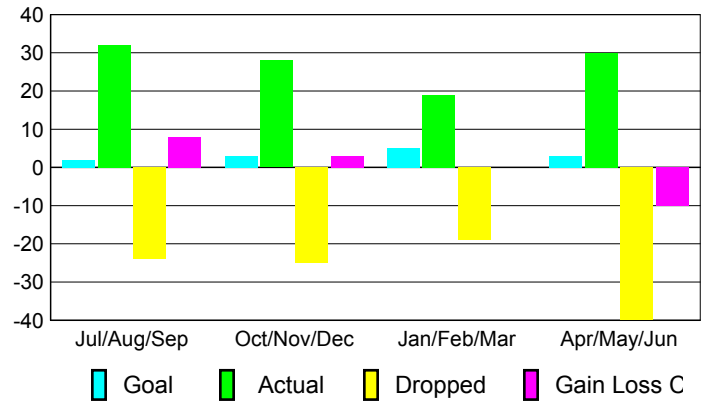
Membership Results 2008-2009

Membership 2007-2008

Month	Net Memb Goal	Actual New Memb	Actual Dropped Memb	Gain/Loss of Memb	Gain/Loss of Memb
Jul/Aug/Sep	2	32	-24	8	1
Oct/Nov/Dec	3	28	-25	3	0
Jan/Feb/Mar	5	19	-19	0	-6
Apr/May/June	3	30	-40	-10	-12
Totals	13	109	-108	1	-17

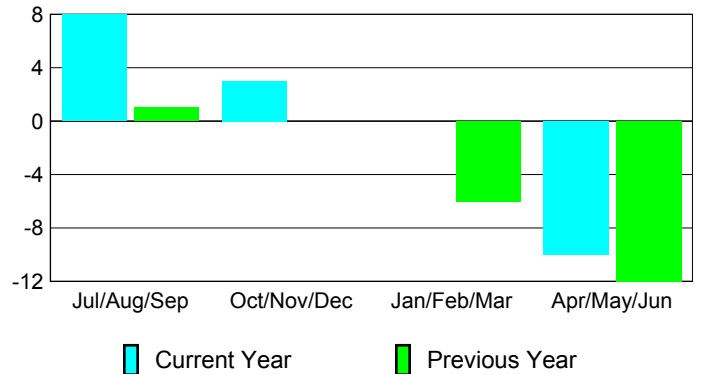
Membership Results 2008-2009

Goal, New, Dropped, Gain/Loss

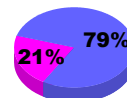


Comparison of Membership Gain/Loss

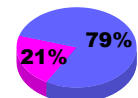
Current Year Compared to the Previous Year



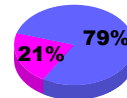
Gender Comparison 2008-2009



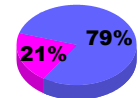
Jul/Aug/Sep



Oct/Nov/Dec



Jan/Feb/Mar



Apr/May/June

Male

Female



2008-2009 GMT Quarterly Report for District (or Undistricted) District 202 K



GMT: Mr. CLIFFORD STEPHEN A HE

Location: Multiple

GMT CA: 7

CLUBS

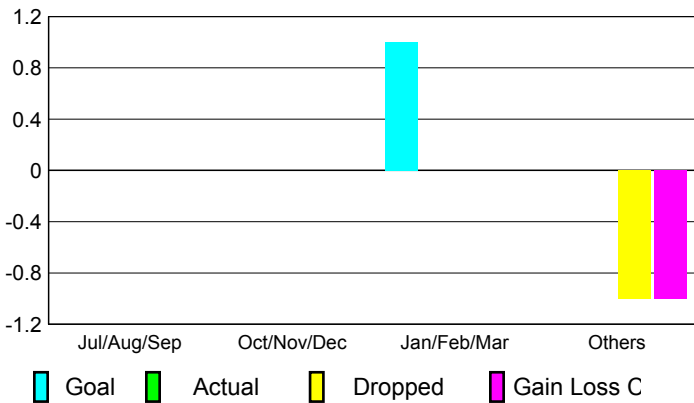
Club Results 2008-2009

Clubs 2007-2008

Month	New Club Goal	Actual New Clubs	Actual Dropped Clubs	Gain/Loss of Clubs	Gain/Loss of Clubs
Jul/Aug/Sep	0	0	0	0	0
Oct/Nov/Dec	0	0	0	0	1
Jan/Feb/Mar	1	0	0	0	0
Apr/May/June	0	0	-1	-1	0
Totals	1	0	-1	-1	1

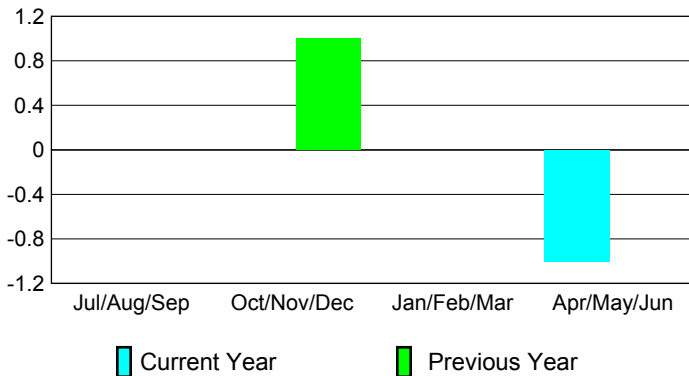
Club Results 2008-2009

Goal, New, Dropped, Gain/Loss



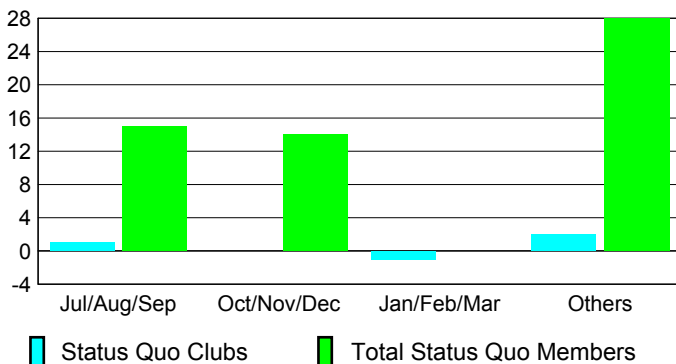
Comparison of Club Gain/Loss

Current Year Compared to the Previous Year



YTD Status Quo Clubs 2008-2009

Status Quo Clubs Compared to Status Quo Members



MEMBERSHIP

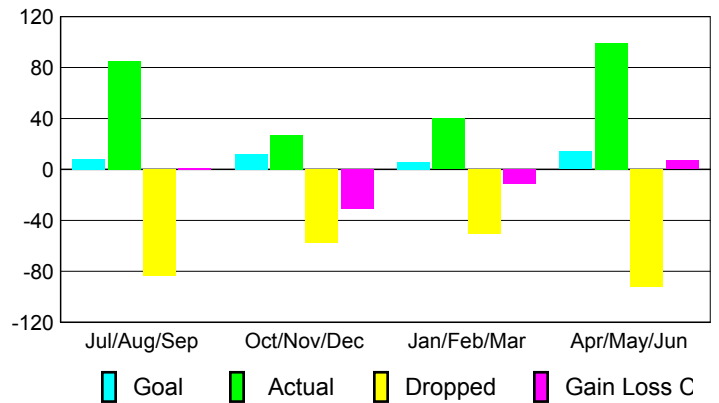
Membership Results 2008-2009

Membership 2007-2008

Month	Net Memb Goal	Actual New Memb	Actual Dropped Memb	Gain/Loss of Memb	Gain/Loss of Memb
Jul/Aug/Sep	8	85	-84	1	3
Oct/Nov/Dec	12	27	-58	-31	19
Jan/Feb/Mar	6	40	-51	-11	-33
Apr/May/June	14	99	-92	7	-8
Totals	40	251	-285	-34	-19

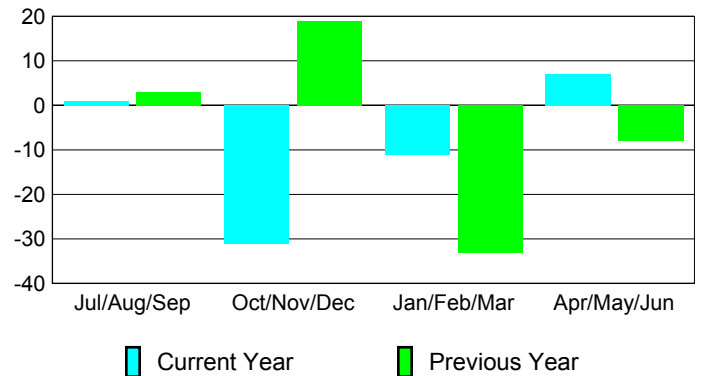
Membership Results 2008-2009

Goal, New, Dropped, Gain/Loss

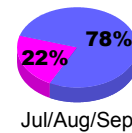


Comparison of Membership Gain/Loss

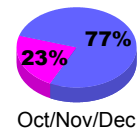
Current Year Compared to the Previous Year



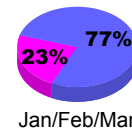
Gender Comparison 2008-2009



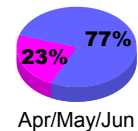
Jul/Aug/Sep



Oct/Nov/Dec



Jan/Feb/Mar



Apr/May/June

Male

Female



2008-2009 GMT Quarterly Report for District (or Undistricted) **District 202 L**



GMT: **Mr. CLIFFORD STEPHEN A HE**

Location: **NEW ZEALAND**

GMT CA: **7**

CLUBS

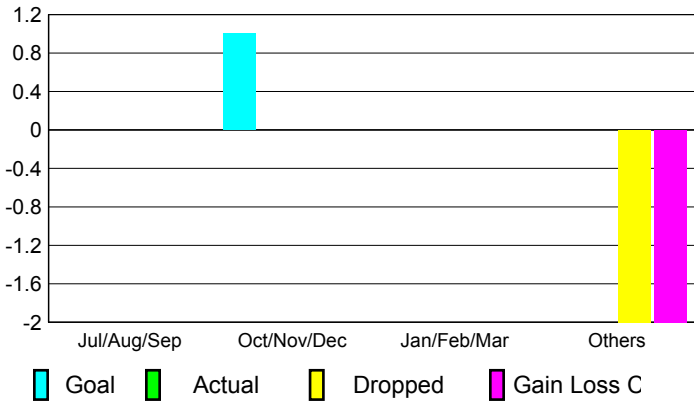
Club Results 2008-2009

Clubs 2007-2008

Month	New Club Goal	Actual New Clubs	Actual Dropped Clubs	Gain/Loss of Clubs	Gain/Loss of Clubs
Jul/Aug/Sep	0	0	0	0	0
Oct/Nov/Dec	1	0	0	0	0
Jan/Feb/Mar	0	0	0	0	0
Apr/May/June	0	0	-2	-2	0
Totals	1	0	-2	-2	0


Club Results 2008-2009

Goal, New, Dropped, Gain/Loss



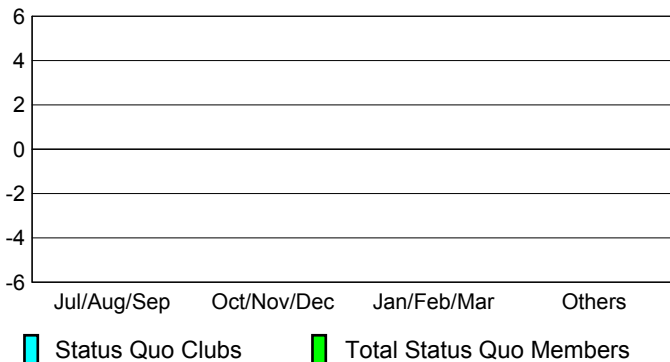
Comparison of Club Gain/Loss

Current Year Compared to the Previous Year



YTD Status Quo Clubs 2008-2009

Status Quo Clubs Compared to Status Quo Members



MEMBERSHIP

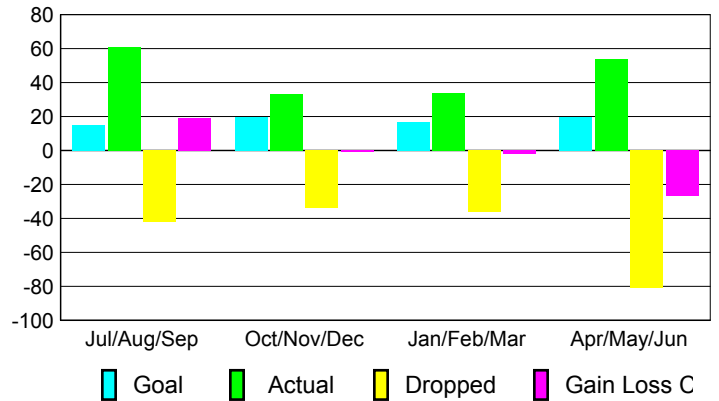
Membership Results 2008-2009

Membership 2007-2008

Month	Net Memb Goal	Actual New Memb	Actual Dropped Memb	Gain/Loss of Memb	Gain/Loss of Memb
Jul/Aug/Sep	15	61	-42	19	-13
Oct/Nov/Dec	20	33	-34	-1	10
Jan/Feb/Mar	17	34	-36	-2	5
Apr/May/June	20	54	-81	-27	-8
Totals	72	182	-193	-11	-6

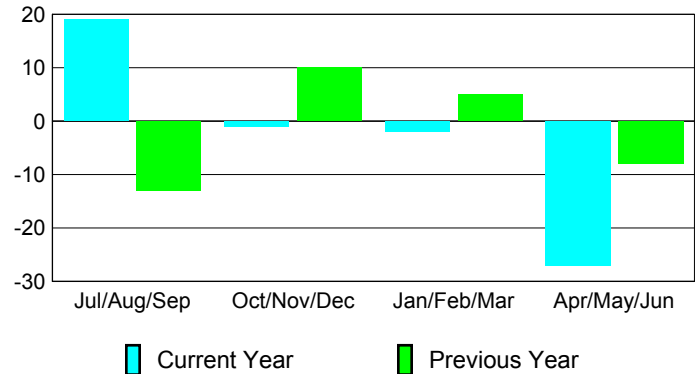
Membership Results 2008-2009

Goal, New, Dropped, Gain/Loss

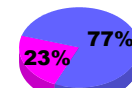


Comparison of Membership Gain/Loss

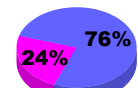
Current Year Compared to the Previous Year



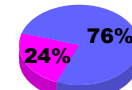
Gender Comparison 2008-2009



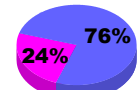
Jul/Aug/Sep



Oct/Nov/Dec



Jan/Feb/Mar



Apr/May/June

Male

Female



2008-2009 GMT Quarterly Report for District (or Undistricted) District 202 M



GMT: **Mr. CLIFFORD STEPHEN A HE**

Location: **NEW ZEALAND**

GMT CA: **7**

CLUBS

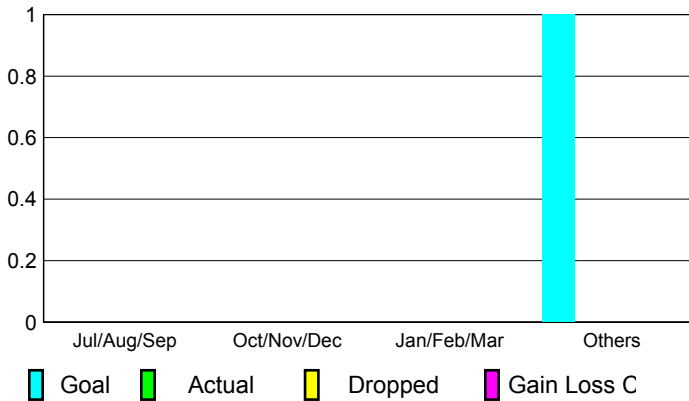
Club Results 2008-2009

Clubs 2007-2008

Month	New Club Goal	Actual New Clubs	Actual Dropped Clubs	Gain/Loss of Clubs	Gain/Loss of Clubs
Jul/Aug/Sep	0	0	0	0	0
Oct/Nov/Dec	0	0	0	0	1
Jan/Feb/Mar	0	0	0	0	-1
Apr/May/June	1	0	0	0	1
Totals	1	0	0	0	1

Club Results 2008-2009

Goal, New, Dropped, Gain/Loss



MEMBERSHIP

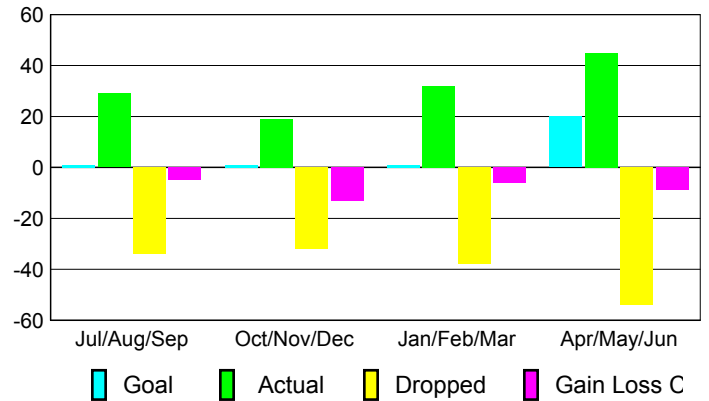
Membership Results 2008-2009

Membership 2007-2008

Month	Net Memb Goal	Actual New Memb	Actual Dropped Memb	Gain/Loss of Memb	Gain/Loss of Memb
Jul/Aug/Sep	1	29	-34	-5	3
Oct/Nov/Dec	1	19	-32	-13	22
Jan/Feb/Mar	1	32	-38	-6	-14
Apr/May/June	20	45	-54	-9	12
Totals	23	125	-158	-33	23

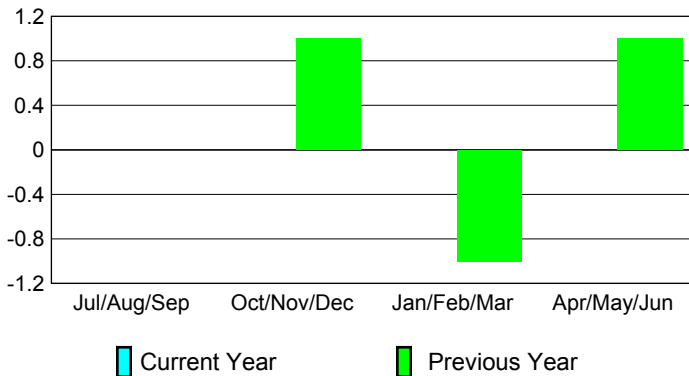
Membership Results 2008-2009

Goal, New, Dropped, Gain/Loss



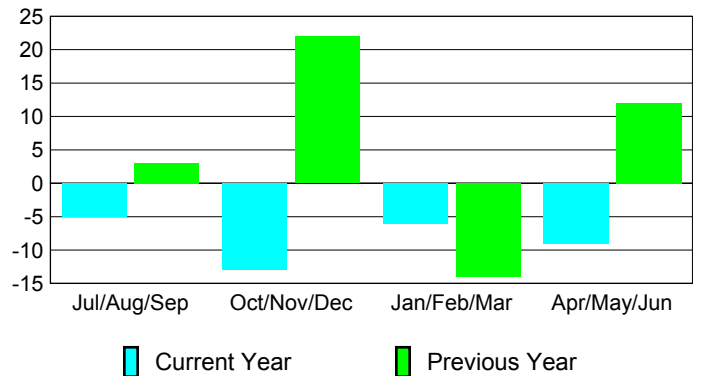
Comparison of Club Gain/Loss

Current Year Compared to the Previous Year



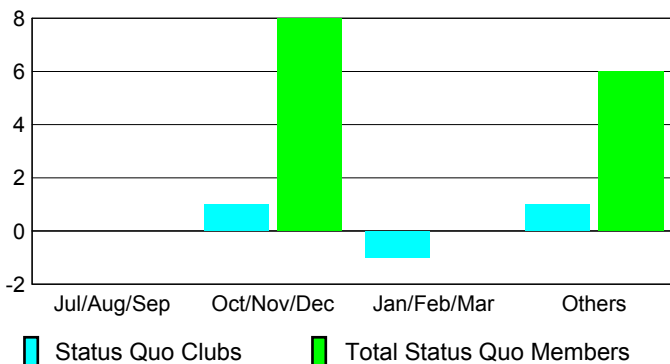
Comparison of Membership Gain/Loss

Current Year Compared to the Previous Year

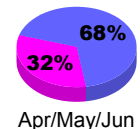
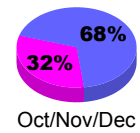
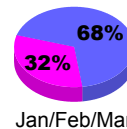
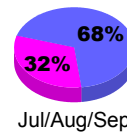


YTD Status Quo Clubs 2008-2009

Status Quo Clubs Compared to Status Quo Members



Gender Comparison 2008-2009



Male

Female



2008-2009 GMT Quarterly Report for District (or Undistricted) **District 204**



GMT: **Mr. CLIFFORD STEPHEN A HE**

Location: **Multiple**

GMT CA: **7**

CLUBS

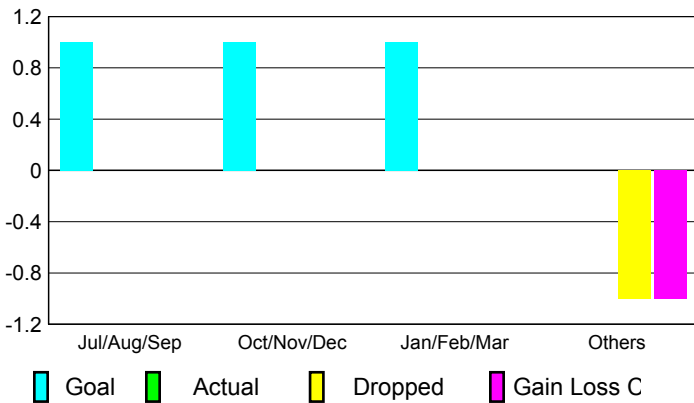
Club Results 2008-2009

Clubs 2007-2008

Month	New Club Goal	Actual New Clubs	Actual Dropped Clubs	Gain/Loss of Clubs	Gain/Loss of Clubs
Jul/Aug/Sep	1	0	0	0	1
Oct/Nov/Dec	1	0	0	0	-1
Jan/Feb/Mar	1	0	0	0	0
Apr/May/June	0	0	-1	-1	0
Totals	3	0	-1	-1	0

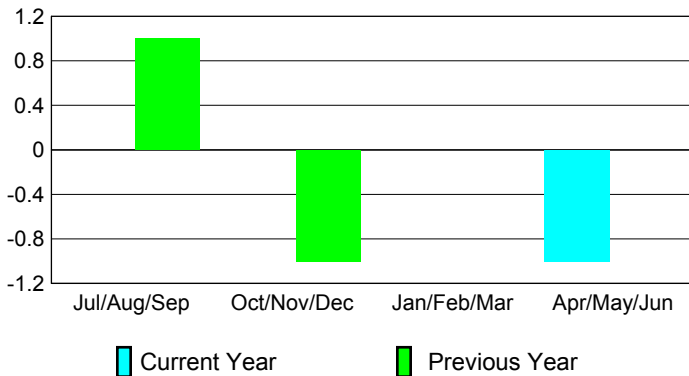
Club Results 2008-2009

Goal, New, Dropped, Gain/Loss



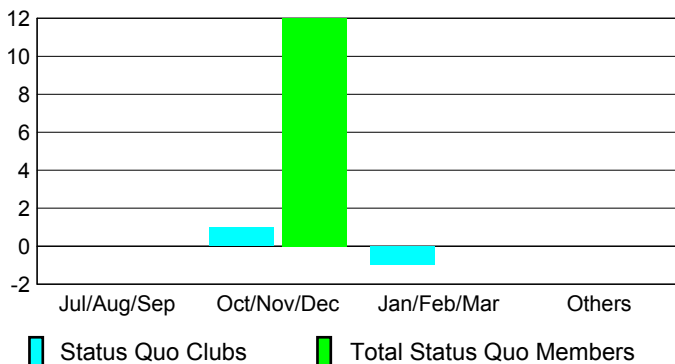
Comparison of Club Gain/Loss

Current Year Compared to the Previous Year



YTD Status Quo Clubs 2008-2009

Status Quo Clubs Compared to Status Quo Members



MEMBERSHIP

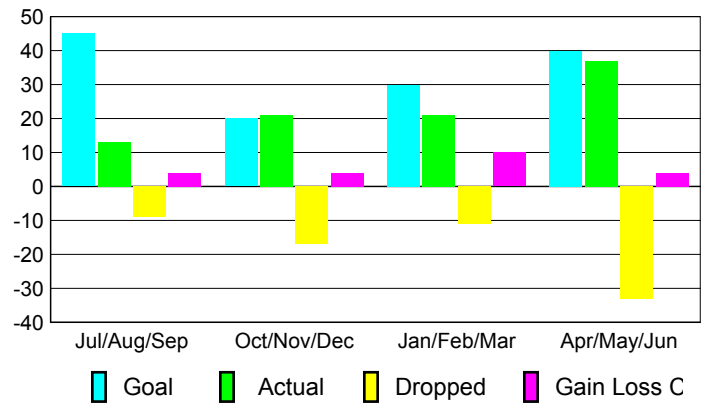
Membership Results 2008-2009

Membership 2007-2008

Month	Net Memb Goal	Actual New Memb	Actual Dropped Memb	Gain/Loss of Memb	Gain/Loss of Memb
Jul/Aug/Sep	45	13	-9	4	-2
Oct/Nov/Dec	20	21	-17	4	-1
Jan/Feb/Mar	30	21	-11	10	7
Apr/May/June	40	37	-33	4	0
Totals	135	92	-70	22	4

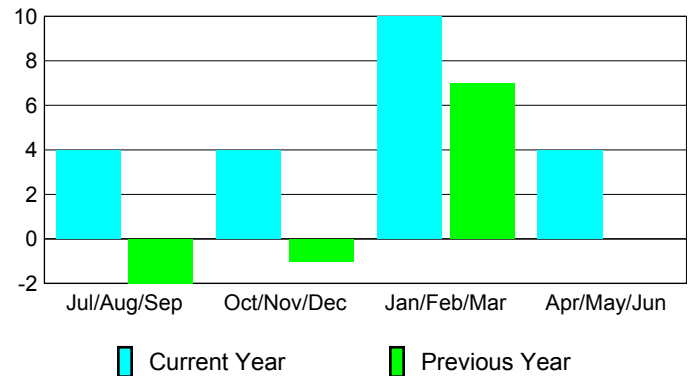
Membership Results 2008-2009

Goal, New, Dropped, Gain/Loss

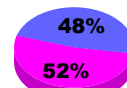


Comparison of Membership Gain/Loss

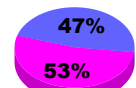
Current Year Compared to the Previous Year



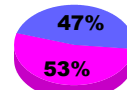
Gender Comparison 2008-2009



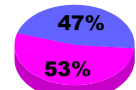
Jul/Aug/Sep



Oct/Nov/Dec



Jan/Feb/Mar



Apr/May/June

Male

Female